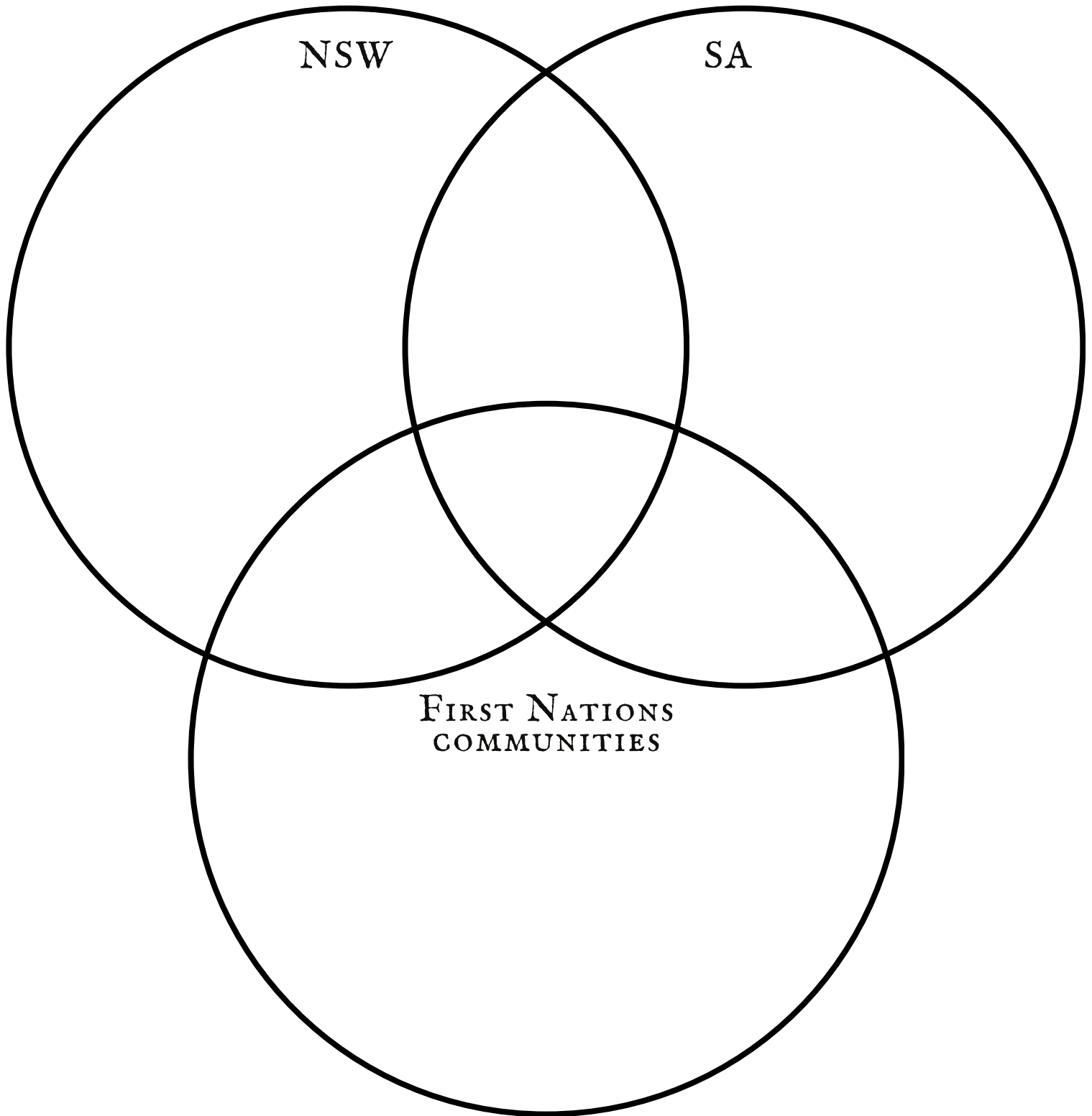


COMPARE AND CONTRAST

Use the Venn diagram to explore the differences and similarities between colonisation in New South Australia and South Australia.



KWL CHART

<p>K</p> <p>What we KNOW</p>	<p>W</p> <p>What we WANT to Know</p>	<p>L</p> <p>What we LEARNT</p>

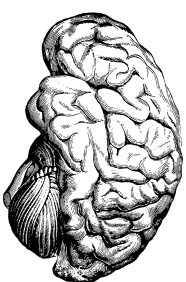
SEE, THINK, ME, WE

Use the prompts below to explore and discuss artworks, photographs and other visual media.



SEE

Look carefully. What can you see? Observe the people, objects, colours and shapes.



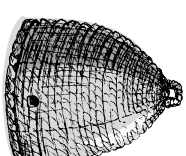
THINK

Take a moment to think about what you have seen before sharing your thoughts. Why do you think that? How does the artwork support what you are saying?



ME

What connections can you make between you and the work?




WE

How might the work be connected to bigger stories about the world and out place in it?

PROJECTING ACROSS TIME

Use the prompts below to explore and discuss a topic related to the objects and documents found in the kits.

For example: colonisation in South Australia, colonisation in New South Wales or the lives of First Nations Peoples,



THE PRESENT

What do you know about this topic in the context of today's world?

THE PAST

Was the topic viewed differently 10 years ago? How?

How about 100?

Or a 1000?

THE FUTURE

Do you think this topic will be viewed differently in 10 years time? How?

How about 100?

Or a 1000?

UNVEILING STORIES

Name of object or document: _____

What's the story? _____

What is the human story? _____

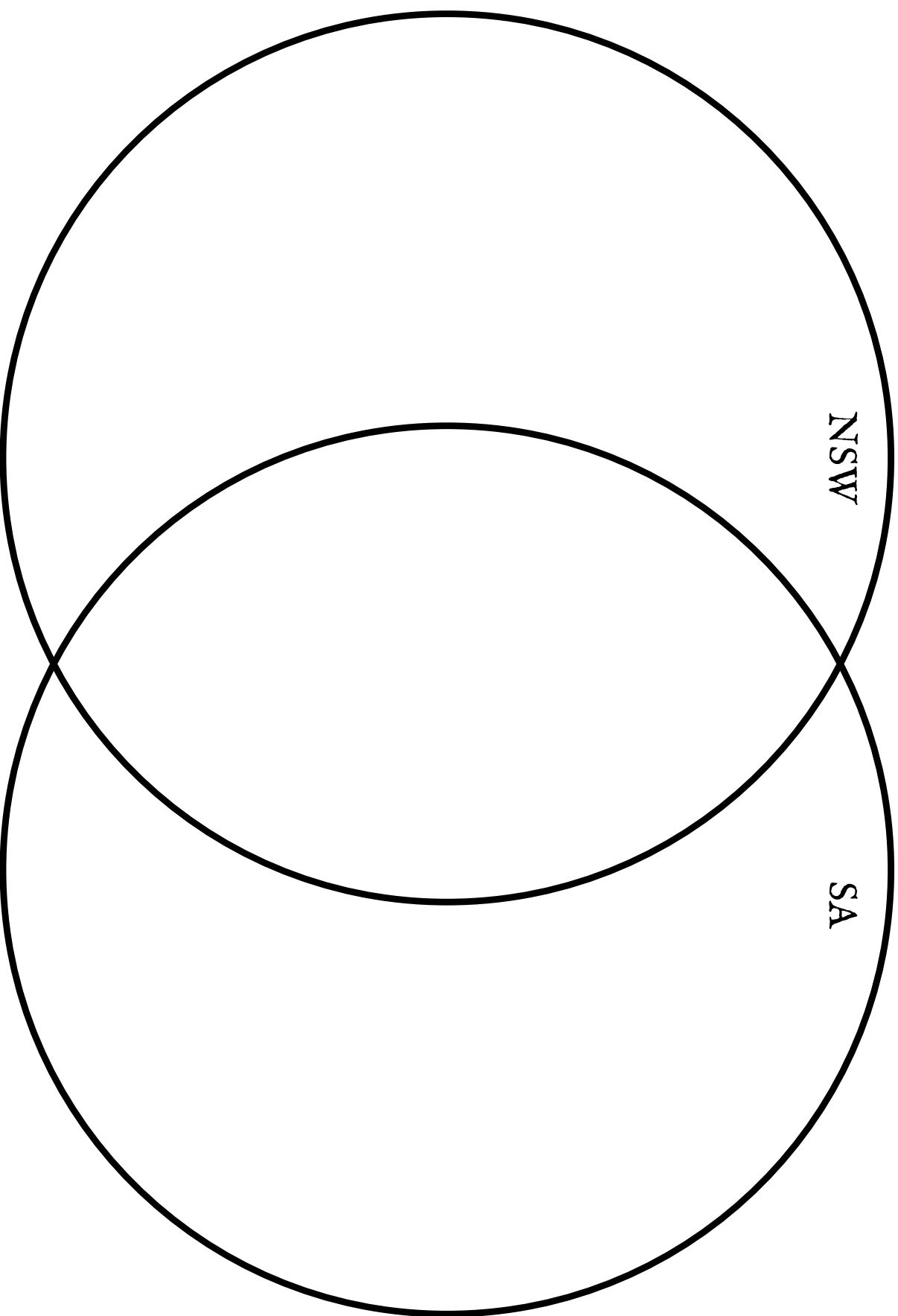
What's the world story? _____

What's the new story? _____

What's the untold story? _____

COMPARE AND CONTRAST

Use the Venn diagram to explore the differences and similarities between colonisation in New South Australia and South Australia.




KWL CHART

<p>K What we KNOW</p>	<p>W What we WANT to Know</p>	<p>L What we LEARNED</p>

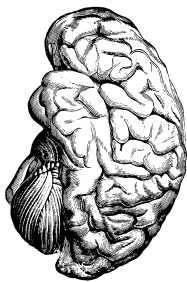
SEE, THINK, ME, WE

Use the prompts below to explore and discuss artworks, photographs and other visual media.



SEE

Look carefully. What can you see? Observe the people, objects, colours and shapes.




THINK

Take a moment to think about what you have seen before sharing your thoughts. Why do you think that? How does the artwork support what you are saying?



ME

What connections can you make between you and the work?



WE

How might the work be connected to bigger stories about the world and our place in it?

PROJECTING ACROSS TIME

Use the prompts below to explore and discuss a topic related to the objects and documents found in the kits. For example colonisation, the lives of First Nations Peoples, South Australia or New South Wales.



THE PRESENT

What do you know about this topic in the context of today's world?

THE PAST

How was the topic viewed differently 10 years ago?

How about 100?

Or a 1000?

THE FUTURE

How do you think this topic will be viewed differently in 10 years time?

How about 100?

Or a 1000?

UNVEILING STORIES

Name of object or document: _____

What's the story:

What is the human story:

What's the world story:

What's the new story:

What's the untold story:
