



# Talking to an older person

This is a picture of my older person:

A large, empty rectangular box with a black border, intended for a student to draw a picture of an older person.

WE CAN LEARN ABOUT THE PAST BY  
TALKING TO AN OLDER PERSON





# Talking to an older person

Who are some of the older people in your life?

---

---

---

---

---

Draw a picture of one of them:

What would you like to learn about your older person’s past?

---

---

---

Write two or three questions that would help you get this information.

1.

---

---

2.

---

---

3.

---

---



WE CAN LEARN ABOUT THE PAST BY  
TALKING TO AN OLDER PERSON





# Talking to an older person

Older person's name: \_\_\_\_\_

Date of conversation: \_\_\_\_\_

Question 1: \_\_\_\_\_  
\_\_\_\_\_

Answer: \_\_\_\_\_  
\_\_\_\_\_  
\_\_\_\_\_  
\_\_\_\_\_

Question 2: \_\_\_\_\_  
\_\_\_\_\_

Answer: \_\_\_\_\_  
\_\_\_\_\_  
\_\_\_\_\_  
\_\_\_\_\_

Question 3: \_\_\_\_\_  
\_\_\_\_\_

Answer: \_\_\_\_\_  
\_\_\_\_\_  
\_\_\_\_\_  
\_\_\_\_\_



WE CAN LEARN ABOUT THE PAST BY  
TALKING TO AN OLDER PERSON





# Talking to an older person

Who did you talk to?

Did your older person tell you about any special...

People?

Places?

Events?

What do you think their life in the past looked like? Draw a picture.



WE CAN LEARN ABOUT THE PAST BY  
TALKING TO AN OLDER PERSON







# Talking to an older person

Draw a picture of some things in your older person's past that you would like to learn more about, such as:

- their childhood home
- hobbies
- pets
- school
- friends

A large, empty rectangular box with a black border, intended for a student to draw a picture related to the topic of talking to an older person.

WE CAN LEARN ABOUT THE PAST BY  
TALKING TO AN OLDER PERSON





## Talking to an older person

[illegible]

WE CAN LEARN ABOUT THE PAST BY  
TALKING TO AN OLDER PERSON





# Talking to an older person

A large empty rectangular box for writing or drawing.



WE CAN LEARN ABOUT THE PAST BY  
TALKING TO AN OLDER PERSON





# Visiting the library and using the internet

At the library, I like to...

On the internet, I like to...

After talking to my older person, I'd like to learn more about...



WE CAN LEARN ABOUT THE PAST FROM  
BOOKS AND THE INTERNET





# Visiting the library and using the internet

Three things I can do at the library:

1. \_\_\_\_\_

\_\_\_\_\_

2. \_\_\_\_\_

\_\_\_\_\_

3. \_\_\_\_\_

\_\_\_\_\_

\_\_\_\_\_

Three things I can do on the internet:

1. \_\_\_\_\_

\_\_\_\_\_

2. \_\_\_\_\_

\_\_\_\_\_

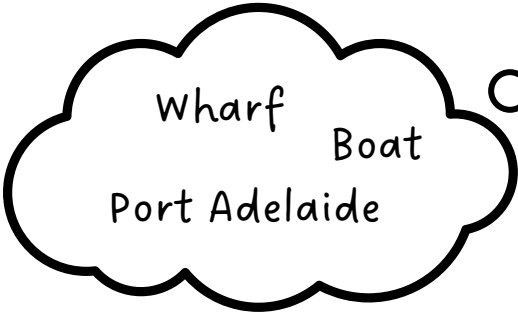
3. \_\_\_\_\_

\_\_\_\_\_

\_\_\_\_\_



Key words are carefully chosen words that help you find information on the library catalogue or the internet.



Brainstorm some key words you could use to find out more about your older person’s life in the past.



WE CAN LEARN ABOUT THE PAST FROM  
BOOKS AND THE INTERNET





# Visiting the library and using the internet

Using a book or the internet draw a picture from the past.



WE CAN LEARN ABOUT THE PAST FROM  
BOOKS AND THE INTERNET





# Visiting the library and using the internet

Using a book or the internet draw a picture from the past.

Write three things you learnt about the past from a book or the internet.

1.

2.

3.





# Visiting the library and using the internet

A source is something that gives us information.



What kinds of sources did you use at the library? (for example: book, magazine, website)

What did you learn?

What does that tell you about your older person’s life in the past?



WE CAN LEARN ABOUT THE PAST FROM  
BOOKS AND THE INTERNET





## Visiting the library and using the internet

[illegible]

WE CAN LEARN ABOUT THE PAST FROM  
BOOKS AND THE INTERNET



# Visiting the library and using the internet



WE CAN LEARN ABOUT THE PAST FROM  
BOOKS AND THE INTERNET





# Looking at old photos



Migration Museum Photographic Collection

Find and circle:

a baby



a child



a hat



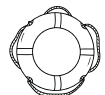
a suitcase



a porthole




a lifebuoy



a gangway



a rope



a lifeboat



WE CAN LEARN ABOUT THE  
PAST FROM OLD PHOTOS





# Looking at old photos



1. What can you see in the photo?

---

---

---

---

---

---

---

Migration Museum Photographic Collection

2. What do you think is happening in the photo?

---

---

---

3. Write one question you have about the photo.

---

---

4. Where could you find an old photo that might help you learn more about your older person's life in the past?

---

---



WE CAN LEARN ABOUT THE  
PAST FROM OLD PHOTOS





# Looking at old photos

Find an old photo that shows a place or thing from your older person's past. Make a copy and stick it below.

THEN

Take a photo of that same place or thing today and stick it below.

NOW

What is the same? What has changed?



WE CAN LEARN ABOUT THE  
PAST FROM OLD PHOTOS





# Looking at old photos

Find an old photo that shows a person, place or thing from your older person's past. Make a copy and stick it below.

What does this photo tell you about life in the past for your older person?

---

---

---

---

---

---

---

---

---

---



WE CAN LEARN ABOUT THE  
PAST FROM OLD PHOTOS




# Looking at old photos

This image shows a single sheet of white paper with horizontal ruling lines. The lines are evenly spaced and run across the width of the page. There are approximately 20 lines visible. The paper has a thin black border around its edges.

WE CAN LEARN ABOUT THE  
PAST FROM OLD PHOTOS



# Looking at old photos







# Visiting the Museum

Imagine your older person has placed some belongings from their past in a museum. What do you think they would be? Draw them in the scene below.



WE CAN LEARN ABOUT THE PAST  
BY VISITING A MUSEUM





# Visiting the Museum

Write the names of the belongings you placed in the museum picture and describe why they were special to your older person.

Belonging 1: \_\_\_\_\_

Why it was special to my older person:

---

---

---

---

Belonging 2: \_\_\_\_\_

Why it was special to my older person:

---

---

---

---

Belonging 3: \_\_\_\_\_

Why it was special to my older person:

---

---

---

---



WE CAN LEARN ABOUT THE PAST  
BY VISITING A MUSEUM





# Visiting the Museum

Which museum have you visited?

---

Draw a picture of something interesting in the museum.

What have you learnt about life in the past in the museum?

---

---

---

---

---



WE CAN LEARN ABOUT THE PAST  
BY VISITING A MUSEUM





# Visiting the Museum

Draw a picture of something interesting in the museum.

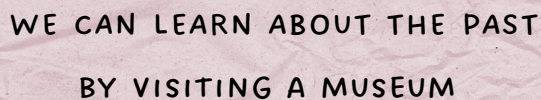
A large, empty rectangular box with a black border, intended for a child to draw a picture of something interesting in a museum.

WE CAN LEARN ABOUT THE PAST  
BY VISITING A MUSEUM






- how it was made
- something that happened to it
- how it got to the museum

[illegible]

## This image shows a blank sheet of white paper with horizontal ruling lines. The lines are evenly spaced and run across the width of the page. There is no handwriting or other markings on the paper.



# Visiting the Museum



WE CAN LEARN ABOUT THE PAST  
BY VISITING A MUSEUM





# Visiting a Special Place

Draw a picture of your older person in a place that was special to them in the past.

A large, empty rectangular box with a black border, intended for a student to draw a picture of an older person in a special place.

WE CAN LEARN ABOUT THE PAST BY  
VISITING A SPECIAL PLACE







# Visiting a Special Place

What is a place that was special to your older person in the past?

---

---

Draw a picture of your older person in that special place.

If you could visit that place, what would you do there?

---

---

---

---



WE CAN LEARN ABOUT THE PAST BY  
VISITING A SPECIAL PLACE





# Visiting a Special Place

Here is a drawing or photo of the special place I have visited:

A large, empty rectangular box with a black border, intended for a student to draw or paste a photo of a special place they have visited.

WE CAN LEARN ABOUT THE PAST BY  
VISITING A SPECIAL PLACE





# Visiting a Special Place

Can you see any old things or things that might be from the past in the place you have visited? Draw pictures of them below.

A large, empty rectangular box with a black border, intended for a child to draw pictures of old things or things from the past.

WE CAN LEARN ABOUT THE PAST BY  
VISITING A SPECIAL PLACE





# Visiting a Special Place

What is the place you have visited?

What can you see?

What can you hear?

What can you feel or smell?

What are two ways that the place might have been different in the past?

1.

2.



WE CAN LEARN ABOUT THE PAST BY  
VISITING A SPECIAL PLACE





# Visiting a Special Place

Where did you visit?

What did it feel like to be there?

Did you learn anything about the past?

Did it help you understand your older person better? How?




WE CAN LEARN ABOUT THE PAST BY  
VISITING A SPECIAL PLACE



## This image shows a single sheet of white paper with horizontal ruling lines. The lines are evenly spaced and run across the width of the page. There are no margins, text, or other markings on the paper.



# Visiting a Special Place



WE CAN LEARN ABOUT THE PAST BY  
VISITING A SPECIAL PLACE



Don't forget to share what you've learnt  
with your older person!

