






Parts, Perspectives, and Me

Lesson 3: Exploring Objects

Middle School

1. Look closely at the objects and all the different parts.
2. Read or listen to your teacher explain where the objects came from.
3. Use the prompts to help you complete the table below.

Tip: Take your time examining the objects or you could miss all the small but interesting details!

 <h3>Parts</h3> <p>What are the different parts of the object?</p> <p>What are the parts made from?</p> <p>How are the parts are connected or how do they work together?</p>	
 <h3>Perspectives</h3> <p>Who was the original maker?</p> <p>Who was the original owner?</p> <p>Why is this a special object to the owner now?</p> <p>Who might this object be important to in the future?</p>	
 <h3>Me</h3> <p>What do you think about this object? What do you think is special about it?</p> <p>How are your ideas about the object different or similar to the original owner?</p> <p>Do you have any objects that are special to you that others might not know are special right away?</p>	