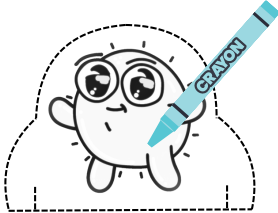
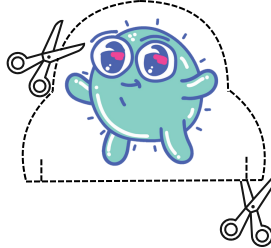


Make a stand-up Opal!

1. Colour in Opal.




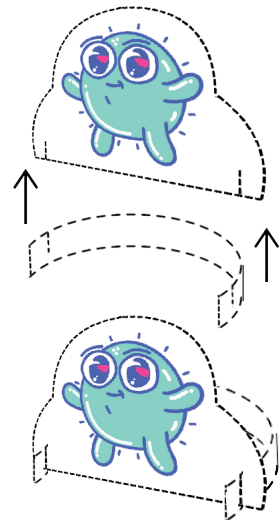
2. Cut out Opal along dotted lines, including notches.



3. Cut out rectangular strip, including notches.



4. Slide support strip into notches.



Supported by



Government of South Australia

Department for Education

